



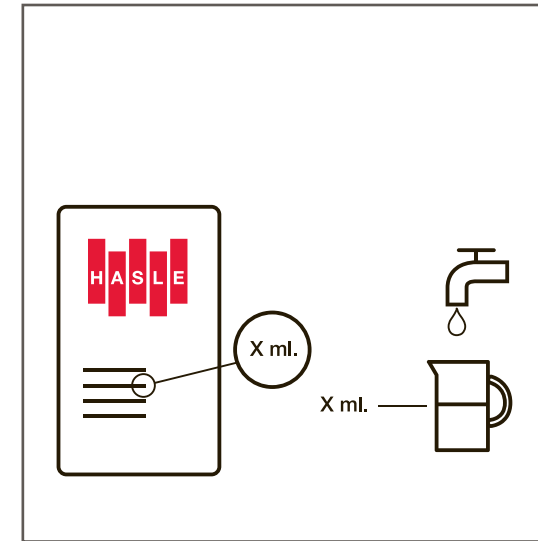
Store bags in dry conditions, sheltered against rain, wind and direct sunshine.




Use clean and dry pan mixer.



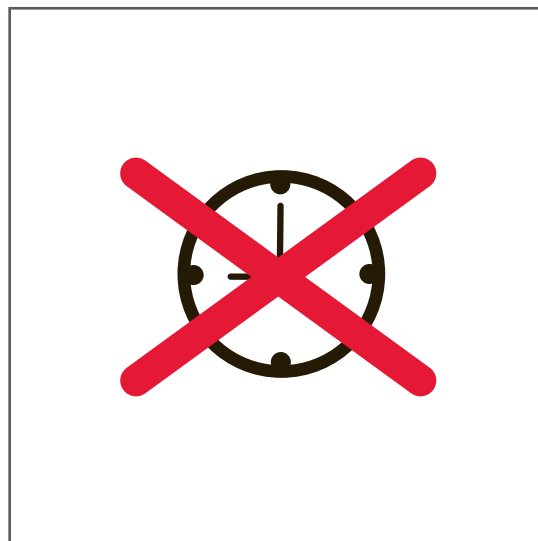
Mix dry material for 3 minutes.



Add water according to prescriptions on bag. Use clean tap water only.




Mix for 4 minutes with water. Add more water if too dry and mix for 4 minutes.



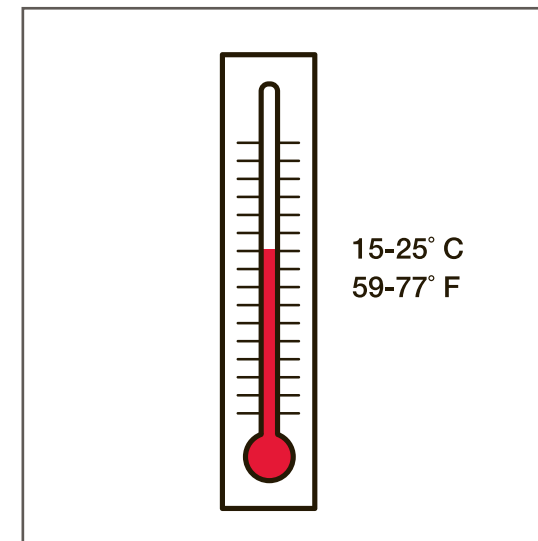
The material should be installed immediately after mixing. Please note: PU- versions are for pumpcasting.




Vibrate thoroughly until castable flows together. Please note: PU- and EF- versions need less vibration.



Allow curing for a minimum of 24 hours. Protect surface from drying out.



Ideal casting temperature is 15-25°C / 59-77° Fahrenheit. Under very cold or warm weather, hardening of the castable can be significantly prolonged or accelerated respectively.



Follow HASLEs instructions for drying out and firing.